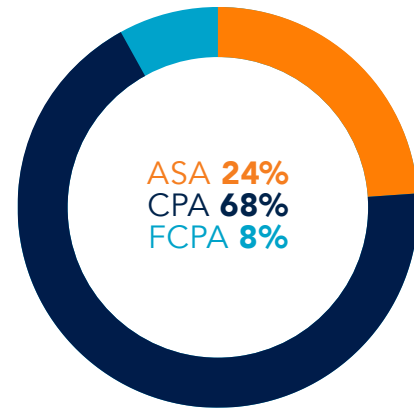


# MEMBER DEMOGRAPHICS

164,695 MEMBERS  
150 COUNTRIES AND REGIONS

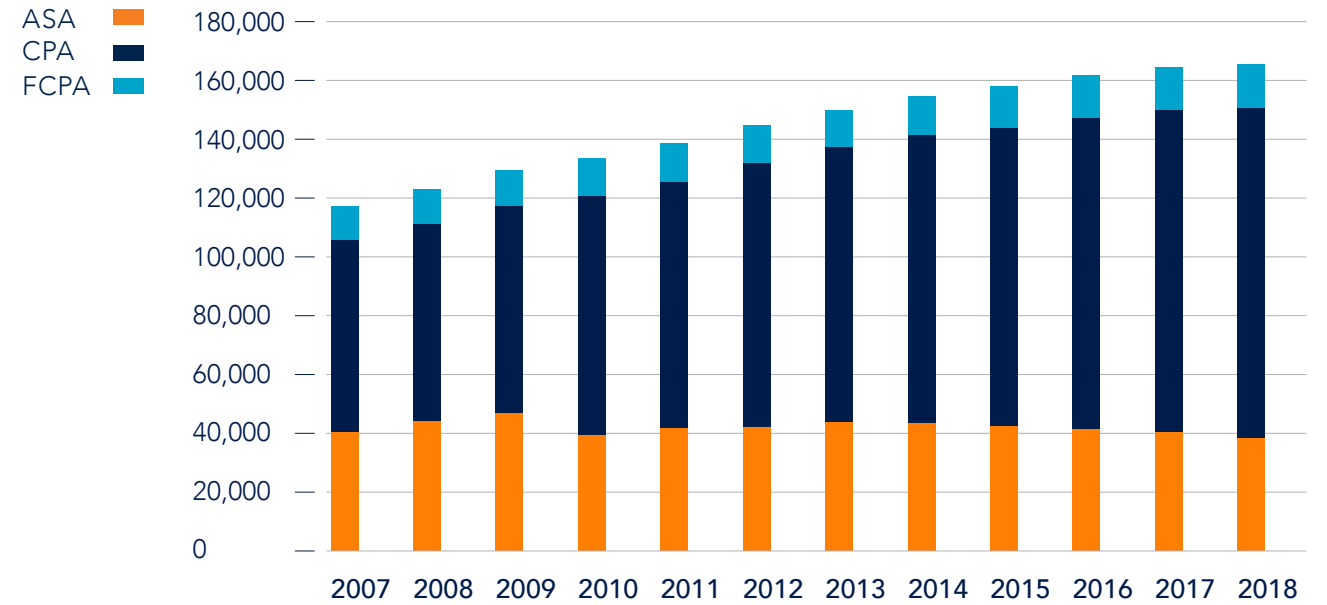
MEMBER TYPE:



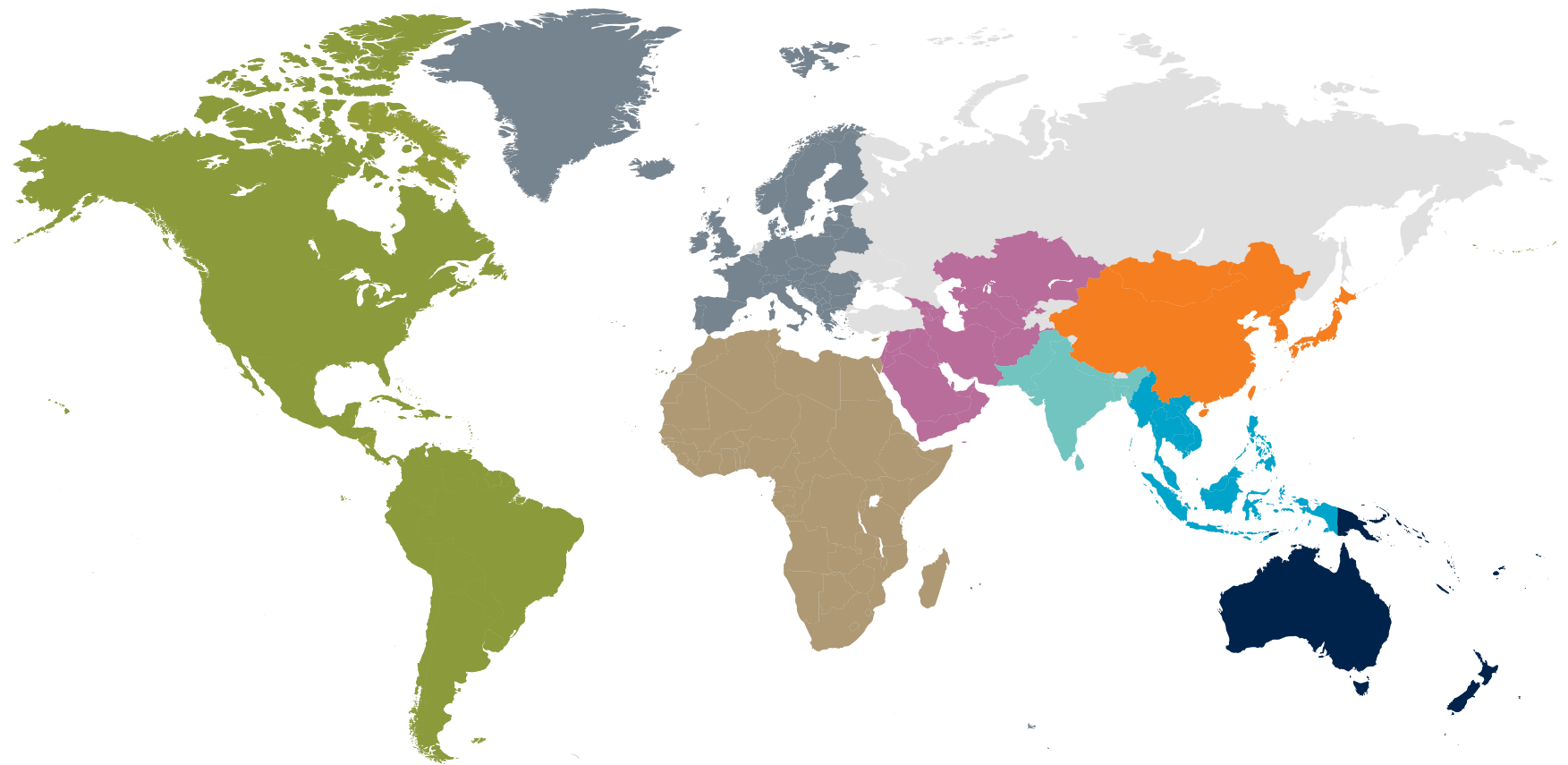
ASA 39,068  
CPA 112,405  
FCPA 13,222

ASA - 2040  
CPA + 3075  
FCPA - 90

NET MEMBERSHIP GROWTH BY DESIGNATION:



<b>AUSTRALIA</b> 116,694	<b>OCEANIA</b> 119,626	<b>SOUTH EAST ASIA</b> 20,545
NEW SOUTH WALES 42,354 VICTORIA 37,205 QUEENSLAND 16,287 WESTERN AUSTRALIA 10,291 SOUTH AUSTRALIA 5,333 ACT 3,347 TASMANIA 1,296 NORTHERN TERRITORY 581	AUSTRALIA 116,694 NEW ZEALAND 2,193 OTHER 739	MALAYSIA 10,210 SINGAPORE 8,565 VIETNAM 1,043 INDONESIA 373 OTHER 354
- 215	- 36	+ 206
<b>EASTERN ASIA</b> 19,548	<b>SOUTHERN ASIA</b> 1,369	<b>EUROPE</b> 1,686
HONG KONG SAR 12,476 MAINLAND CHINA 5,943 OTHER 1,129	INDIA 811 OTHER 558	UK 1,276 OTHER 410
+ 687	+ 106	- 62
<b>WESTERN ASIA</b> 586	<b>AMERICAS</b> 1,189	<b>AFRICA</b> 146
UAE 348 OTHER 238	USA 723 OTHER 466	
+ 19	+ 36	- 11



# MEMBER DEMOGRAPHICS

13% 20-29  
 33% 30-39  
 27% 40-49  
 15% 50-59  
 7% 60-69  
 5% 70+

## AGE: 20-29

21,287 MEMBERS



## AGE: 30-39

53,907 MEMBERS



## AGE: 40-49

44,451 MEMBERS



## AGE: 50-59

24,714 MEMBERS



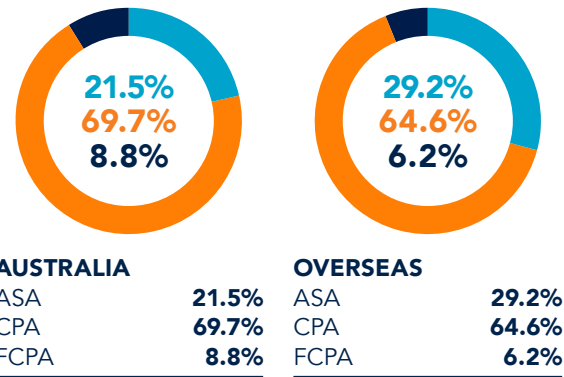
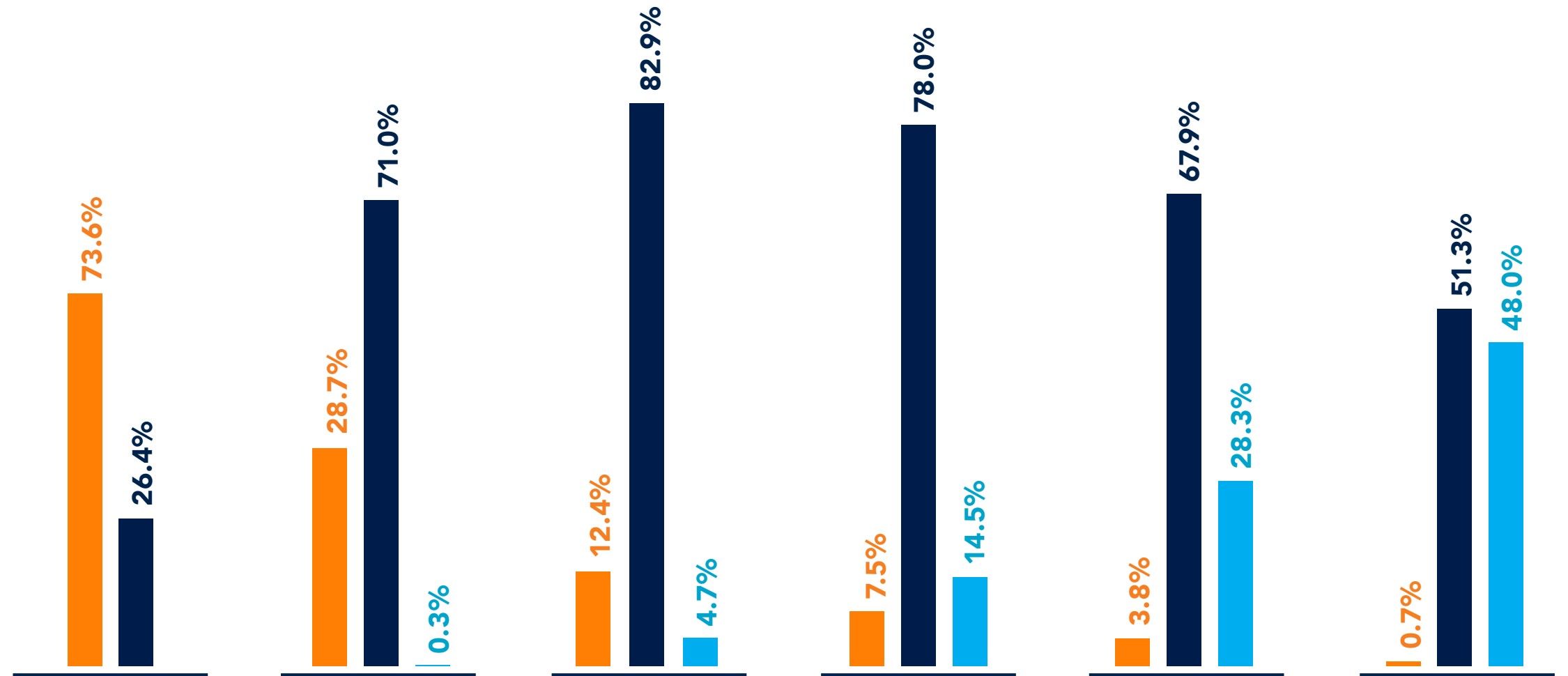
## AGE: 60-69

12,036 MEMBERS



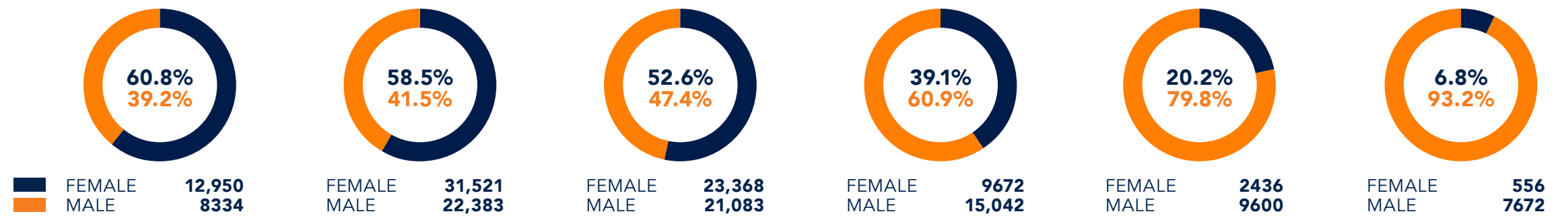
## AGE: 70+

8,228 MEMBERS



49% FEMALE  
 51% MALE

## GENDER



Our total membership includes 72 records that do not have an accurate birth date. There are 10 records with an unrecorded gender.